

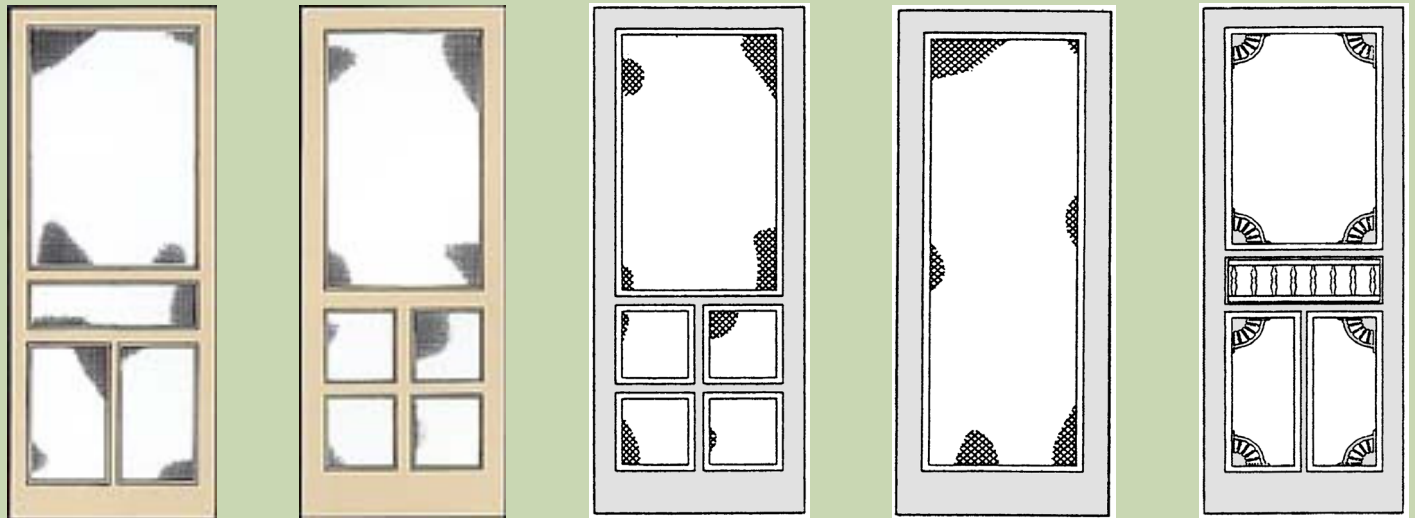


B&B Wood Products inc.

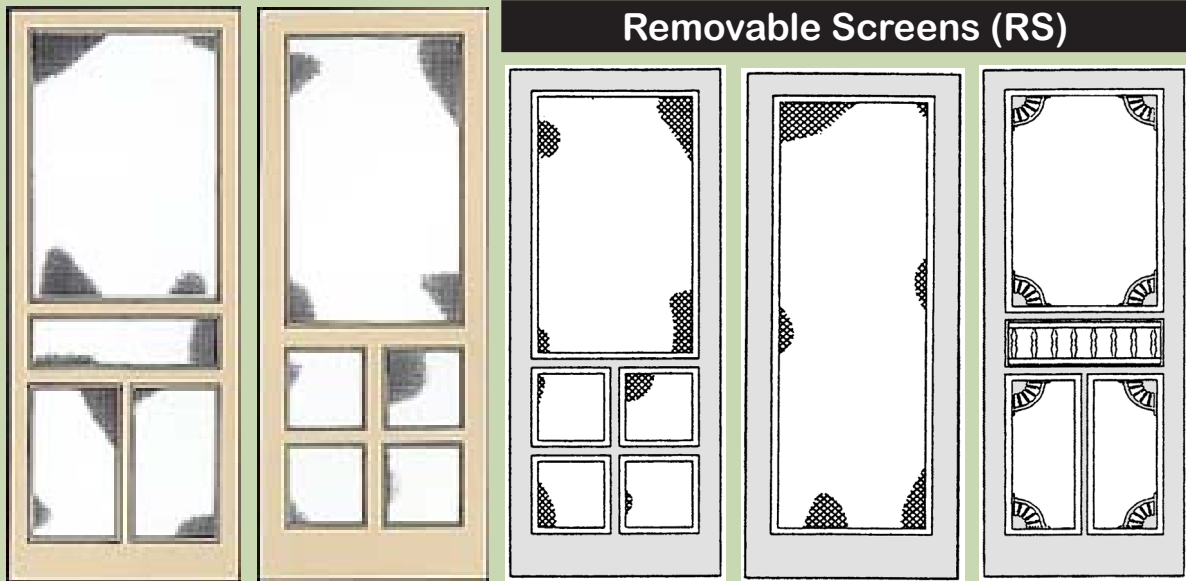
26301 Richmond Road, Bedford Hts, OH 44146-1488

(216) 292-6555 / Fax (216) 292-6584; E-mail: sales@bbwood.com

Combination & Screen Doors



WOOD SCREEN DOORS



#206

#201

58-RS

764-RS

V52-RS

SPECIFICATIONS:

Stiles and Top Rail	2-9/16"	3-9/16"	3-9/16"	3-9/16"	3-9/16"
Cross Rails	2"	2"	2"	2"	2"
Bottom Rail	7"	7"	7"	7"	7"
Vertical Mull	7/8"	2"	2"		7/8"

206FJ: Stiles & top rail 2";
Bottom rail 4-1/4"; Cross Rail 1-3/4"

Aluminum Mesh on 206, 206FJ & 201.
Fiberglass Mesh on all **RS** (Removable Screen) screen doors.

Hardware **Sets**: See page-5
Hardware components also available

	206	206FJ	201	58-RS	764-RS	V52-RS
2/0 X 6/9			Stock		Special	
2/4			Stock			
2/6	Stock	Stock	Stock	Stock	Stock	Special
2/8	Stock	Stock	Stock	Stock	Stock	Special
2/10	Stock	Stock	Stock			
3/0	Stock	Stock	Stock	Stock	Stock	Special
3/4			Stock			
3/6			Stock			
4/0			Stock			
2/0 X 7/1			Stock			
2/4			Stock			
2/6	Stock		Stock			Special
2/8	Stock		Stock			Special
2/10			Stock			
3/0	Stock		Stock			Special
3/4			Stock			
3/6			Stock			
4/0			Stock			
3/0 X 8/1			Stock			

WOOD COMBINATION DOORS



Ultra-Vue

758

739*

Circle Top
(5/8" Oversize)

700

55

CLASSIC

Featuring:

- Removable Screen and Storm
- Easy-Change Hardware: Locks storm and screen inserts in place. Air tight, rattle-free weather seal
- 1-1/16" kiln dried Pine (Ultra-Vue also priced in Red Oak & Mahogany)
- 1/8" tempered glass
- Charcoal aluminum wire screen cloth
- Vinyl Sweep supplied

SIZE	ULTRA-VUE			#758	#739	Circle Top	#700	55	Classic
	Pine	OAK	Mahogany	Pine					
2/0 X 6/9	Stock	-	-	Stock	-	-	-	-	-
2/6	Stock	Stock	Special	Stock	Stock	-	Stock	Special	Stock
2/8	Stock	Stock	Special	Stock	Stock	Special	Stock	Stock	Stock
2/10	Stock	-	-	Stock	Stock	-	Stock	Special	Special
3/0	Stock	Stock	Special	Stock	Stock	Stock	Stock	Stock	Stock
3/4	Stock	-	-	-	-		-		
3/6	Stock	-	-	Stock	Stock		Stock		
2/0 X 7/1	Stock	-	-	Stock	-	-	-	-	-
2/6	Stock	Stock	Special	Stock	Stock	-	Stock	Special	Special
2/8	Stock	Stock	Special	Stock	Stock	Special	Stock	Special	Special
2/10	Stock	-	-	Stock	Stock	-	Stock	Special	Special
3/0	Stock	Stock	Special	Stock	Stock	Stock	Stock	Special	Special
3/4	Stock			-	-		-		
3/6	Stock			Stock	Stock		Stock		
2/6 X 8/1	Special								
2/8	Special								
3/0	Stock								

Grids - see next page

Hardware Sets- See page 5



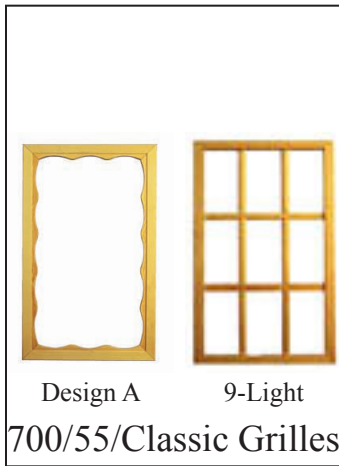
Stiles*: 4-1/4"
 Top Rail 4-1/4"
 Bottom Rail:
 6/9: 9-1/2"
 7/1: 13-1/2"
 8/1: 13-1/2"

*Note: Picture of #739 viewed with storm installed. Storm is 12-lite tru-divide; screen is 1-light

Trimming Limits: Top rail 5/8", Bottom Rail 2-1/2"; Stiles 1/4" (can trim up to 3/4" each stile but may expose core block).

*Circle Top doors are 5/8" oversize (5/16" per stile)

Combination Door Grilles - Pine



Chippendale allow 8 weeks. All others allow 3 weeks.

	A	9-LIGHT	VICT II	VICT III	15-Light	PRAIRIE	CHIPPEN	Montello	PRAIRIE
	700/55/Classic		Ultra-Vue Grilles					758 Grilles	
2/6 X 6/9 or 7/1	Special	Special	Special	Special	Special	Special	Special	Special	Special
2/8	Special	Special	Special	Special	Special	Special	Special	Special	Special
2/10		Special	Special	Special	Special	Special	Special	Special	Special
3/0	Special	Special	Special	Special	Special	Special	Special	Special	Special

Grilles are shipped assembled - Fastens to door exterior (job applied). Pine Frame. Includes screws.

Primed Self Storing Storm Doors

for those who want a wood door without having to change the storm and screen each season



UV-SS-W

EZ-SS-W

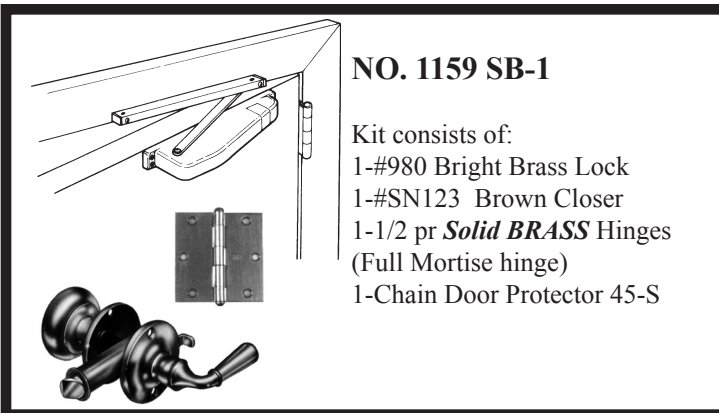
2P-SS-W

SIZE	UV-SS-W	EZ-SS-W	2P-SS-W
2/0 X 6/9	Special		
2/6	Special	Special	Special
2/8	Special	Special	Special
2/10		Special	
3/0	Special	Special	Special
2/0 X 7/1	Special		
2/6	Special	Special	Special
2/8	Special	Special	Special
2/10		Special	
3/0	Special	Special	Special

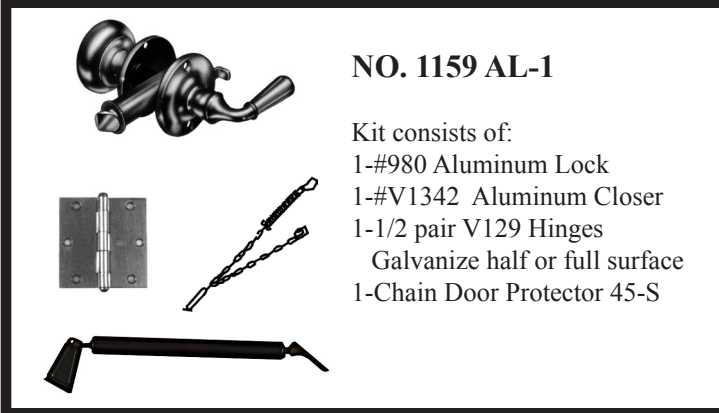
- Aluminum self storing insert with baked enamel white finish. Custom colors (per quote) available in Vanilla, Chocolate, Rustic, Hunter, Mocha & Sandstone
- Screen can be removed for a full view in the Winter Season.
- Screen may be placed in the upper or lower venting position.
- Screen is Charcoal aluminum.

SCREEN and STORM DOOR HARDWARE Sets for Wood Doors

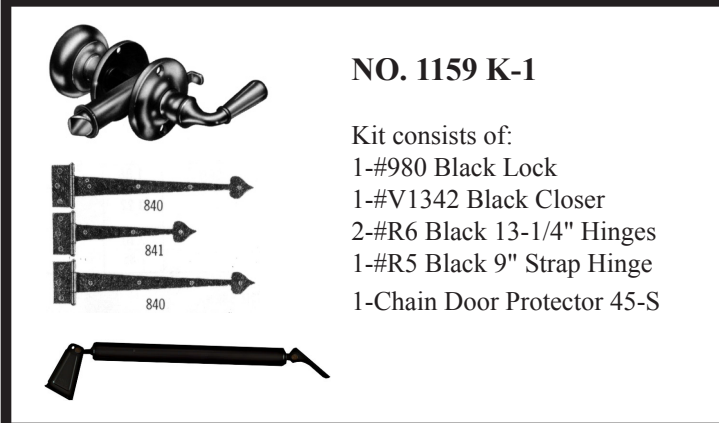
Component Parts available individually.



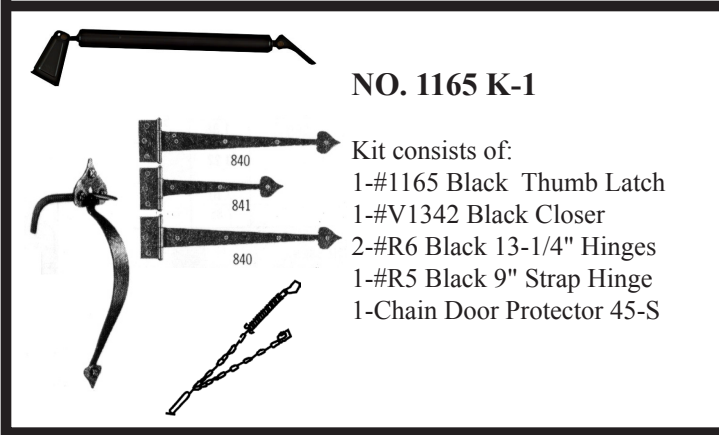
NO. 1159 SB-1
Kit consists of:
1-#980 Bright Brass Lock
1-#SN123 Brown Closer
1-1/2 pr **Solid BRASS** Hinges
(Full Mortise hinge)
1-Chain Door Protector 45-S



NO. 1159 AL-1
Kit consists of:
1-#980 Aluminum Lock
1-#V1342 Aluminum Closer
1-1/2 pair V129 Hinges
Galvanize half or full surface
1-Chain Door Protector 45-S



NO. 1159 K-1
Kit consists of:
1-#980 Black Lock
1-#V1342 Black Closer
2-#R6 Black 13-1/4" Hinges
1-#R5 Black 9" Strap Hinge
1-Chain Door Protector 45-S



NO. 1165 K-1
Kit consists of:
1-#1165 Black Thumb Latch
1-#V1342 Black Closer
2-#R6 Black 13-1/4" Hinges
1-#R5 Black 9" Strap Hinge
1-Chain Door Protector 45-S

Storm Door Locks



Deluxe storm door lock. 1391 lock does not require a mortise pocket, has levers 2-sides and includes a keyed bolt: Bright Brass, Satin Black and Satin Nickel.
Includes bore template to simplify the installation
#1391 Lock:
#1391Kit: includes:
• Residential hinges (plated)
• Safety chain guard
• Heavy duty closer

Storm Mortise Locks



For wood storm doors minimum 1" thickness. Plate dimension 1-1/4"W x 6"H and 1-1/2" backset. Mortise pocket: 9/16"W x 2-1/8"H x 2-1/4"D .

Escutcheon Plate
1-1/4" x 6"



NO. 1190KIT/1191KIT
Kit consists of:
1-#1190/91 Lock
1-#SN123 Closer
1-1/2 pr Hinges
1-Chain Protector 45-S

980 Lock is available in Bright Brass, Antique Brass, Oil Rub Bronze, Satin Nickel, Antique Nickel, Black, Polished Chrome and Satin Chrome.

1190/1191: **Lifetime Brass**; Oil Rub Brz; Satin Nickel; Medium Bronze, Silver Patina (note only the Brass finish is a lifetime finish)